



Government Polytechnic, Mumbai

Department of Civil Engineering

**P-19R Curriculum
(Sandwich Pattern)**

**Semester-III
(Course Contents)**

APPROVED COPY

CDC Co-ordinator
G. P. Mumbai

GOVERNMENT POLYTECHNIC MUMBAI

(Academically Autonomous Institute, Government of Maharashtra)

Teaching and Examination Scheme (P19R)

With effect from AY 2022-23

Programme: Diploma in Civil Engineering (Sandwich Pattern)

Term / Semester - III

| Course Code | Course Title | Teaching Hours/Contact Hours | | | | Credits | Examination Scheme (Marks) | | | | | | |
|--------------------------------|---------------------------------|------------------------------|----------------|----|-------|----------------|----------------------------|-----|-----|-----|-----|-----|-------|
| | | L | P | TU | Total | | Theory | | | PR | OR | TW | Total |
| | | | | | | | TH | TS1 | TS2 | | | | |
| CE19R301 | Construction Technology | 3 | 2 | -- | 5 | 5 | 60 | 20 | 20 | -- | 25* | -- | 125 |
| CE19R302 | Transportation Engineering | 3 | -- | -- | 3 | 3 | 60 | 20 | 20 | -- | -- | -- | 100 |
| CE19R303 | Surveying II | 2 | 4 | -- | 6 | 6 | 60 | 20 | 20 | 50* | -- | 25 | 175 |
| AM19R301 | Mechanics of Structures | 3 | 2 | -- | 5 | 5 | 60 | 20 | 20 | -- | -- | 25 | 125 |
| AM19R302 | Soil Mechanics | 3 | 2 | -- | 5 | 5 | 60 | 20 | 20 | -- | -- | 25 | 125 |
| HU19R102 | Environmental Studies | -- | 2 | -- | 2 | 2 | -- | -- | -- | -- | 25 | 25 | 50 |
| CE19R304 | QGIS (16) (Spoken Tutorials) | -- | 4 [#] | -- | 4 | 4 [#] | -- | -- | -- | -- | -- | -- | -- |
| UV19R103 | Universal Human Values-III | -- | -- | -- | -- | 2 | -- | -- | -- | -- | -- | -- | -- |
| | Total | 14 | 16 | -- | 30 | 32 | 300 | 100 | 100 | 50 | 50 | 100 | 700 |
| Student Centered Activity(SCA) | | | | | 05 | | | | | | | | |
| Total Contact Hours | | | | | 35 | | | | | | | | |

Abbreviations: L- Theory Lecture, P-Practical, TU-Tutorial, TH- Theory Paper TS1 & TS2- Term Tests, PR-Practical, OR-Oral, TW: Term Work (progressive assessment)

* Indicates assessment by External Examiner else internal practical skill test, # indicates Self, on- line learning Mode, @ indicates on line examination

Note: Duration of Examination--TS1&TS2 -1 hour, TH- 2 hours 30 minutes, PR/OR - 3 hours per batch, SCA- Library - 1 hour, Sports- 2 hours, Creative Activity- 2 hours

Self, on- line learning Mode through MOOCs / Spoken Tutorials / NPTEL / SWAYAM / EOSEEE etc.

Department Coordinator,
Curriculum Development,
Dept. of Civil EngineeringHead of Department
Dept. of Civil EngineeringIn-Charge
Curriculum Development Cell

Principal

| | | | | | | | | | | |
|---|-----------|-----------|-----------|--|---------------|--------------|-----------|------------|-----------|------------|
| Programme : Diploma in Civil Engineering(Sandwich Pattern) | | | | | | | | | | |
| Course Code: CE19R301 | | | | Course Title: Construction Technology | | | | | | |
| Compulsory / Optional: Compulsory | | | | | | | | | | |
| Teaching Scheme and Credits | | | | Examination Scheme | | | | | | |
| L | P | TU | Total | TH (2 Hrs 30 min) | TS1 (1 Hr) | TS2 (1Hr) | PR | OR | TW | Total |
| 03 | 02 | -- | 05 | 60 | 20 | 20 | -- | 25* | -- | 125 |

Abbreviations: L- Theory Lecture, P-Practical, TU-Tutorial, TH- Theory Paper TS1 & TS2- Term Tests, PR- Practical, OR-Oral, TW: Term Work (progressive assessment) , * Indicates assessment by External Examiner else internal practical skill test , # indicates Self, on- line learning Mode, @ indicates on line examination
 Note: For Minimum passing marks under various heads, refer, examination rule AR 26. Two practical skill test are to be conducted. First skill test at mid term and second skill test at the end of the term.

Rationale:

Building construction is a core course in civil engineering. This course is intended for gaining useful knowledge with respect to facts, concepts, principles and procedures related to building construction system so that student can effectively plan, execute quality building construction work.

The course helps to learn building materials required for construction. It provides necessary knowledge about properties, uses of building materials.

Course Outcomes: Student should be able to

| | |
|-----|--|
| CO1 | Identify components of building structures. |
| CO2 | Propose suitable type of foundation for building structures. |
| CO3 | Select suitable type of masonry for building structures. |
| CO4 | Propose relevant means of communications for different types of buildings. |
| CO5 | Select relevant material for finishing works. |
| CO6 | Select appropriate formwork. |

Course Content Details:

| Unit No | Topics / Sub-topics |
|---------|---|
| 1 | Introduction : 1.1 Classification of Buildings as per National Building Code Group A to I, As per Types of Constructions- Load Bearing Structure, Framed Structure, Composite Structure. 1.2 Building Components - Functions of Building Components, Substructure – Foundation, Plinth. 1.3 Superstructure – Walls, Partition wall, Cavity wall, Sill, Lintel, Doors and Windows, Floor, Mezzanine floor, Roof, Columns, Beams, Parapet. Course Outcome: CO1 , Teaching Hours :4hrs Marks: 04(R- 2, U-2, A-0) |
| 2 | Construction of Substructure : 2.1 Job Layout: Site Clearance, Layout for Load Bearing Structure and Framed Structure by Center Line and Face Line Method, Precautions. 2.2 Earthwork: Excavation for Foundation, Timbering and Strutting, Earthwork for embankment, Material for plinth Filling, Tools and plants used for earthwork. 2.3 Foundation: Functions of foundation, Types of foundation – Shallow Foundation, |

Construction Technology (CE19301)

(P19R Scheme)

Approved Copy

APPROVED COPY

CDC Co-ordinator
G. P. Mumbai

| | |
|---|--|
| | <p>Stepped Footing, Wall Footing, Column Footing, Isolated and Combined Column Footing, Raft Foundation, Grillage Foundation. Deep Foundation - Pile Foundation, Well foundation and Caissons, Pumping Methods of Dewatering, Deep wells, Well points, Cofferdams (Introduction only)</p> <p>Course Outcome: CO2 Teaching Hours : 8hrs Marks:12(R-4 , U- 4 , A- 4)</p> |
| 3 | <p>Construction of Superstructure :</p> <p>3.1 Stone Masonry: Terms used in stone masonry- facing, backing, hearting, Through stone, corner stone, cornice. Types of stone masonry: Rubble masonry, Ashlar Masonry and their types. Joints in stone masonry and their purpose. Selection of Stone Masonry, Precautions to be taken in Stone Masonry Construction</p> <p>3.2 Brick masonry: Terms used in brick masonry- header, stretcher, closer, quoins, course, face, back, hearting, bat bond, joints, lap, frog line, level and plumb. Bonds in brick masonry- header bond, stretcher bond, English bond and Flemish bond. Requirements of good brick masonry. Junctions in brick masonry and their purpose and procedure.</p> <p>3.3 Precautions to be observed in Brick Masonry Construction.</p> <p>3.4 Comparison between stone and Brick Masonry. Tools and plants required for construction of stone and brick masonry. Hollow concrete block masonry and composite masonry.</p> <p>Course Outcome: CO3 Teaching Hours : 12hrs Marks:14 (R- 4 , U- 6 , A- 4)</p> |
| 4 | <p>Building Communication and Ventilation :</p> <p>4.1 Horizontal Communication: Doors –Components of Doors, Full Panelled Doors, Partly Panelled and Glazed Doors, Flush Doors, Collapsible Doors, Rolling Shutters, Revolving Doors, Glazed Doors. Sizes of Door recommended by BIS.</p> <p>4.2 Windows: Component of windows, Types of Windows - Full Panelled, Partly Panelled and Glazed, wooden, Steel, Aluminium windows, Sliding Windows, Louvered Window, Bay window, Corner window, clear-storey window, Gable and Dormer window, Skylight. Sizes of Windows recommended by BIS. Ventilators.</p> <p>4.3 Fixtures and fastenings for doors and windows- Material used and functions of Window Sill and Lintels, Shed / Chajja.</p> <p>4.4 Vertical Communication: Means of Vertical Communication- Stair Case, Ramps, Lift, Elevators and Escalators. Terms used in staircase-steps, tread, riser, nosing, soffit, waist slab, baluster, balustrade, scotia, hand rails, newel post, landing, headroom, winder. Types of staircase (On the basis of shape): Straight, dog-legged, open well, Spiral, quarter turn, bifurcated, Three quarter turn and Half turn, (On the basis of Material): Stone, Brick, R.C.C., wooden and Metal.</p> <p>Course Outcome: CO4 Teaching Hours : 12hrs Marks:12 (R- 4 , U- 4, A-4)</p> |
| 5 | <p>Building Finishes and Wall Finishes :</p> <p>5.1 Floors :Types of Floor Finishes and its suitability- Kota, Marble, Granite, Ceramic Tiles, Vitrified, Chequered Tiles, Paver Blocks, Concrete Floors, wooden Flooring, Skirting and Dado. Process of Laying and Construction, Finishing and Polishing of Floors.</p> <p>5.2 Roofs :Roofing Materials- RCC, Mangalore Tiles, AC Sheets, G.I. sheets, Corrugated G.I. Sheets, Plastic and Fibre Sheets. Types of Roof: Flat roof, Pitched Roof-King Post truss, Queen Post Truss, terms used in roofs.</p> <p>5.3 Plastering : Necessity of Plastering, Procedure of Plastering, Single Coat Plaster, Double Coat Plaster, Rough finish, Neeru Finishing and Plaster of Paris (POP). Special 5.4 Plasters- Stucco plaster, sponge finish, pebble finish. Plaster Board and Wall Claddings. Precautions to be taken in plastering, defects in plastering.</p> |

| | |
|---|--|
| | 5.4 Pointing: Necessity, Types of pointing and procedure of Pointing. Painting –Necessity, Surface Preparation for painting, Methods of Application. Course Outcome:CO5 Teaching Hours :6hrs Marks:12 (R- 4, U-4, A-4) |
| 6 | Scaffolding and Shoring: 6.1 Scaffolding: Purpose, Types of Scaffolding, Process of Erection and Dismantling. 6.2 Shoring: Purpose and Types of Shoring, Underpinning. 6.3 Formwork: Definition of Formwork, Requirements of Formwork, Materials used in Formwork, Types of Formwork, Removal of formwork. Scaffolding and Shoring Course Outcome: CO6 Teaching Hours :3hrs Marks: 06 (R- 2 , U- 2, A- 2) |

Suggested Specifications Table (Theory):

| Unit No | Topic Title | Distribution of Theory Marks | | | |
|---------|--|------------------------------|---------|---------|-------------|
| | | R Level | U Level | A Level | Total Marks |
| 1 | Introduction | 2 | 2 | -- | 04 |
| 2 | Construction of Substructure | 4 | 4 | 4 | 12 |
| 3 | Construction of Superstructure | 4 | 6 | 4 | 14 |
| 4 | Building Communication and Ventilation | 4 | 4 | 4 | 12 |
| 5 | Building Finishes Floors and Roofs | 4 | 4 | 4 | 12 |
| 6 | Scaffolding and Shoring | 2 | 4 | -- | 06 |
| Total | | 22 | 24 | 18 | 60 |

List of experiments:

| /Sr. No. | Unit No | COs | Title of the Experiments | Hours |
|----------|---------|---------------|--|-------|
| 1 | 2 | CO1 | To visit the institute building to study different components of building, types of Structures, etc. | 2 |
| 2 | 2 | CO2 | Observing the models, specimen of different types of foundations. | 2 |
| 3 | 2 | CO2 | To set out Foundation Plan on ground for load bearing structure. | 4 |
| 4 | 3 | CO2 | To set out foundation plan on ground for framed structure. | 4 |
| 5 | 3 | CO2 | To visit building construction site to understand construction of substructure. | 6 |
| 6 | 3 | CO3, CO5 | To visit building construction site to understand construction of super structure, plastering and painting work. | 6 |
| 7 | 2&3 | CO2, CO3, CO4 | To draw different components of building observed in site visit (as built drawing) | 2 |
| 8 | 3 | CO2, CO3, CO4 | Sketches to be drawn on drawing sketch book (any TWO) A. Brick masonry - Plans & elevation of English bond and Flemish bond for one, one & half, two brick thick wall. | 2 |

| | | | |
|-------|-----|---|----|
| | CO5 | B. Doors - Plan, elevation & section of fully panelled, glazed, flush, collapsible, revolving doors, rolling shutters C. Window - elevation and section of a louvered window-centrally hung ventilator, glazed window and window with aluminum frame and sliding glass shutter D. Stairs (Plans only) :straight, quarter turn, half turn, open well, doglegged, spiral, bifurcated, circular. | |
| | CO6 | Group activity of model making like scaffolding, formwork, centering. (Any one) | 2 |
| Total | | | 30 |

Note : All experiments are compulsory.

References/ Books:

| Sr. No. | Title | Author, Publisher, Edition and Year Of publication | ISBN |
|---------|-----------------------|---|-------------------------|
| 1 | Building Construction | S. P. Arora and Bindra., N. N. Basak, Dhanpat Rai Publication, Delhi Edition 2013 | ISBN: 9788189928803 |
| 2 | Building Construction | Sushil Kumar. Standard Publication. edition 2006 | ISBN: 8186308024 |
| 3 | Building Construction | Rangawala, S. C., Charotar Publication, Anand. | ISBN-13: 978-8185594859 |
| 4 | Building Construction | Punmia B. C., and Jain A. K., Firewall Media., 2005 | ISBN 9788170080534 |

E-Reference :

1. <http://www.learningconstruction.com/>
2. <http://www.understandconstruction.com/>
3. <http://www.constructionknowledge.net/>

CO Vs PO and CO Vs PSOMapping :

| CO | PO1 | PO2 | PO3 | PO4 | PO5 | PO6 | PO7 | PSO1 | PSO2 | PSO3 |
|-----|-----|-----|-----|-----|-----|-----|-----|------|------|------|
| CO1 | 2 | 3 | 3 | 3 | 2 | 3 | 2 | 2 | 3 | 1 |
| CO2 | 2 | 3 | 3 | 3 | 2 | 3 | 2 | 1 | 3 | 1 |
| CO3 | 2 | 3 | 3 | 3 | 2 | 3 | 2 | 1 | 3 | 1 |
| CO4 | 2 | 3 | 3 | 3 | 2 | 3 | 2 | 1 | 3 | 1 |
| CO5 | 2 | 3 | 3 | 3 | 2 | 3 | 2 | 1 | 3 | 1 |
| CO6 | 2 | 3 | 3 | 3 | 2 | 3 | 2 | 1 | 3 | 1 |

Industry Consultation Committee:

Construction Technology (CE19301)

APPROVED COPY

Approved Copy

CDC Co-ordinator
G. P. Mumbai


| Sr. No | Name | Designation | Institute/Organisation |
|--------|-----------------------|-----------------------------|--------------------------|
| 1 | Mr.RohanDeokar | Deputy Engineer | MMRDA |
| 2 | Mr. Sanjay Kulkarni | Surveyor and Consultant | SRKulkarniPvt.Firm |
| 3 | Mr. K.V. Kelgandre | Sr. Lecturer in Civil Engg. | K.J. Somaiya Polytechnic |
| 4 | Smt.MeeraAnserwadekar | Sr. Lecturer in Civil Engg. | Govt. Polytechnic Mumbai |

Coordinator,
Curriculum Development,
Department of Civil Engg.

I/C, Curriculum Development Cell

Head of Department
Department of Civil Engg.

Principal



APPROVED COPY

CDC Co-ordinator
G. P. Mumbai

| | | | | | | | | | | |
|---|----|----|-------|---|---------------|--------------|----|----|----|-------|
| Programme : Diploma in Civil Engineering(Sandwich Pattern) | | | | | | | | | | |
| Course Code: CE19R302 | | | | Course Title: Transportation Engineering | | | | | | |
| Compulsory / Optional: Compulsory | | | | | | | | | | |
| Teaching Scheme and Credits | | | | Examination Scheme | | | | | | |
| L | P | TU | Total | TH (2 Hrs 30 min) | TS1 (1 Hr) | TS2 (1Hr) | PR | OR | TW | Total |
| 03 | -- | -- | 03 | 60 | 20 | 20 | -- | -- | -- | 100 |

Abbreviations: L- Theory Lecture, P-Practical, TU-Tutorial, TH- Theory Paper TS1 & TS2- Term Tests, PR- Practical, OR-Oral, TW: Term Work (progressive assessment) , * Indicates assessment by External Examiner else internal practical skill test , # indicates Self, on- line learning Mode, @ indicates on line examination
 Note: For Minimum passing marks under various heads, refer, examination rule AR 26. Two practical skill test are to be conducted. First skill test at mid term and second skill test at the end of the term

Rationale:

This is a core technology subject which is intended to teach students facts, concepts, principles, procedures, of transportation engineering. system. (Roads, Railways) so that students can use this knowledge to identify types of roads as per IRC recommendations, geometric design features of highways, different tests on road materials, components of railway tracks.

Course Outcomes: Student should be able to

| | |
|-----|---|
| CO1 | Identify the types of roads as per IRC recommendations. |
| CO2 | Understand geometrical design features of different highways. |
| CO3 | Know different tests on road materials. |
| CO4 | Understand the components of railway tracks. |
| CO5 | Know the defects in railway tracks. |
| CO6 | Understand importance of waterways & airways. |

Course Content Details:

| Unit No | Topics / Sub-topics |
|---------|---|
| 1 | Overview of Highway Engineering |
| | 1.1 Role of transportation in the development of nation, Scope and Importance of roads in India and its' Characteristics. |
| | 1.2 Different modes of transportation – land way, waterway, airway. Merits and demerits. |
| | 1.3 General classification of roads. |
| | 1.4 Selection and factors affecting road alignment. |
| 2 | 1.5 Metro : types, necessity, advantages & disadvantages, layout of metro station, high speed metro. |
| | Course Outcome: CO1 Teaching Hours :4 hrs Marks: 06(R-4, U-2, A-0) |
| 2 | Geometric Design of Highway |
| | 2.1 Camber: Definition, purpose, types as per IRC – recommendations. |
| | 2.2 Kerbs: Road margin, road formation, right of way. |
| | 2.3 Design speed and various factors affecting design speed as per IRC – recommendations. |
| | 2.4 Gradient: Definition, types as per IRC – Recommendations. |

Transportation Engineering (CE19302)

APPROVED COPY

Approved Copy

CDC Co-ordinator
G. P. Mumbai

| | |
|---|---|
| | <p>2.5 Sight distance (SSD): Definition, types as per IRC – recommendations.</p> <p>2.6 Curves: Necessity, types: Horizontal, vertical curves.</p> <p>2.7 Necessity of Extra widening of roads.</p> <p>2.8 Super elevation: Definition, formula for calculating minimum and maximum Super elevation and method of providing super-elevation</p> <p>2.9 Standards cross-sections of national highway in embankment and cutting.</p> <p>Course Outcome: CO2 Teaching Hours :10 hrs Marks:14 (R-4, U-6, A-4)</p> |
| 3 | <p>Construction of Road Pavements</p> <p>3.1 Types of road materials and their Tests – Test on aggregates-Flakiness and Elongation Index tests, Angularity Number test, test on Bitumen- penetration, Ductility, Flash and Fire point test and Softening point test.</p> <p>3.2 Pavement – Definition, Types, Structural Components of pavement and their functions.</p> <p>3.3 Construction of WBM road. Merits and demerits of WBM & WMM road.</p> <p>3.4 Construction of Flexible pavement / Bituminous Road, Types of Bitumen and its properties, Emulsion, Cutback, Tar, Terms used in BR-prime coat, tack coat, seal coat, Merits and Demerits of BR.</p> <p>3.5 Cement concrete road -methods of construction, Alternate and Continuous Bay Method, joints, filler and sealers, merits and demerits of concrete roads. Types of joints.</p> <p>Course Outcome:CO3 Teaching Hours :10 hrs Marks:10(R-2, U-4, A-4)</p> |
| 4 | <p>Basics of Railway Engineering</p> <p>4.1 Classification of Indian Railways, zones of Indian Railways.</p> <p>4.2 Permanent way: Ideal requirement, Components; Rail Gauge, types, factors affecting selection of a gauge.</p> <p>4.3 Rail, Rail Joints - requirements, types.</p> <p>4.4 Creep of rail: causes and prevention.</p> <p>4.5 Sleepers - functions and Requirement, types - concrete sleepers and their density.</p> <p>4.6 Ballast - function and types, suitability.</p> <p>4.7 Rail fixtures and fastenings – fish plate, spikes, bolts, keys, bearing plates, chairs-types of anchors and anti-creepers.</p> <p>Course Outcome:CO4 Teaching Hours : 8 hrs Marks:12(R-5, U-5, A-2)</p> |
| 5 | <p>Track geometrics, Construction and Maintenance</p> <p>5.1 Alignment- Factors governing rail alignment.</p> <p>5.2 Track Cross sections – standard cross section of single and double line in cutting and embankment. Important terms-permanent land, formation width, side drains.</p> <p>5.3 Railway Track Geometrics: Gradient, curves- types and factors affecting, grade compensation, super elevation, limits of Super elevation on curves, cant deficiency, negative cant, coning of wheel, tilting of rail.</p> <p>5.4 Branching of Tracks, Points and crossings, Turn out- types, components, functions and inspection. Track junctions: crossovers, scissor cross over, diamond crossing, track triangle.</p> <p>5.5 Station -Purpose, requirement of railway station, important technical terms, types of railway station, factors affecting site selection for railway station.</p> <p>5.6 Station yard: Classification- Passenger, goods, locomotive and marshalling yards. Function & drawbacks of marshalling yards.</p> <p>5.7 Track Maintenance- Necessity, Classification, Tools required for track maintenance with their functions, Organisation of track maintenance, Duties of permanent way</p> |

| | |
|---|---|
| | inspector, gang mate |
| | Course Outcome:CO5 Teaching Hours : 10 hrs Marks:12(R-4, U-4, A-4) |
| 6 | Waterway & Airways : 6.1 Scope of waterways & airways 6.2 Importance of waterways & airways 6.3 Uses of waterways & airways 6.4 Route alignment, Signaling system. Course Outcome:CO6 Teaching Hours : 3 hrs Marks: 06 (R-2, U-4, A-0) |

❖ Note : Students should visit roads, railway station and road material testing laboratory and prepare a report based on site visit.

Suggested Specifications Table (Theory):

| Unit No | Topic Title | Distribution of Theory Marks | | | |
|---------|--|------------------------------|---------|---------|-------------|
| | | R Level | U Level | A Level | Total Marks |
| 1 | Overview of Highway Engineering | 4 | 2 | 0 | 06 |
| 2 | Geometric Design of Highway | 4 | 6 | 4 | 14 |
| 3 | Construction of Road Pavements | 2 | 4 | 4 | 10 |
| 4 | Basics of Railway Engineering | 5 | 5 | 2 | 12 |
| 5 | Track geometrics, Construction and Maintenance | 4 | 4 | 4 | 12 |
| 6 | Waterways & Airways | 2 | 4 | 0 | 06 |
| Total | | 21 | 25 | 14 | 60 |

References/ Books:

| Sr. No. | Title | Author, Publisher, Edition and Year Of publication | ISBN |
|---------|--|--|------------------------------------|
| 1 | Transportation Engineering | L.R. Kadiyali Khanna Publishing House, New Delhi | ISBN: 978-9382609-858 Edition 2018 |
| 2 | Highway Engineering | Khanna S.K., Justo, C E G and Veeraragavan Nem Chand and Brothers, Roorkee. | ISBN : 8185240779, 9788185240770 |
| 3 | Transportation Engineering | Arora, N. L. Khanna Publishers, Delhi. | ISBN-13978-93-87394-29-2 |
| 4 | A Textbook of Railway Engineering | Saxena S. C. and Arora S. P. Dhanpat Rai Publication. | ISBN-13: 978-8189928834 |
| 5 | Road, Railways, Bridge and Tunnel Engg | Birdi, Ahuja Standard Book House, New Delhi. | ISBN-13: 978-8189401337 |

E-References:

Transportation Engineering (CE19302)

(P19R Scheme)

Approved Copy

APPROVED COPY

**CDC Co-ordinator
G. P. Mumbai**

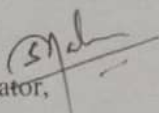
- 1) <https://www.engineeringcivil.com>
- 2) www.youtube.com/watch?v=2g6s4euVoWo&list
- 3) <http://civildigital.com>
- 4) <http://www.quora.com>
- 5) www.railway-technical.com
- 6) <http://www.nationallibrary.gov.in>


CO VsPO and CO Vs PSOMapping

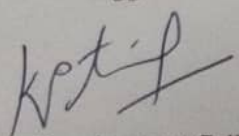
| CO | PO1 | PO2 | PO3 | PO4 | PO5 | PO6 | PO7 | PSO1 | PSO2 | PSO3 |
|-----|-----|-----|-----|-----|-----|-----|-----|------|------|------|
| CO1 | 3 | -- | -- | 1 | 3 | 2 | 2 | 3 | 1 | -- |
| CO2 | 3 | 2 | 3 | -- | 3 | 2 | 3 | 3 | 2 | 2 |
| CO3 | 3 | 3 | 1 | 3 | -- | 1 | 3 | 3 | 2 | 3 |
| CO4 | 3 | 3 | 2 | 2 | 3 | 3 | 3 | 3 | 2 | 2 |
| CO5 | 3 | 3 | 3 | 1 | 3 | 3 | 3 | 3 | 3 | 3 |

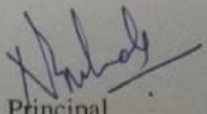
Industry Consultation Committee:

| Sr. No | Name | Designation | Institute/Organisation |
|--------|---------------------|-----------------------------|--------------------------|
| 1 | Mr. Rohan Deokar | Deputy Engineer | MMRDA |
| 2 | Mr. Sanjay Kulkarni | Surveyor and Consultant | SRKulkarni Pvt.Firm |
| 3 | Mr. K.V. Kelgandre | Sr. Lecturer in Civil Engg. | K.J. Somaiya Polytechnic |
| 4 | Ms. S. M. Male | Lecturer in Civil Engg. | Govt. Polytechnic Mumbai |



Coordinator,
Curriculum Development,
Department of Civil Engg.


Head of Department
Department of Civil Engg.


I/C, Curriculum Development Cell


Principal

APPROVED COPY


CDC Co-ordinator
(D19R Sdhanu)

Transportation Engineering (CE19302)

Approved Copy

| | | | | | | | | | | |
|---|----|----|-------|----------------------------|---------------|--------------|-----|----|----|-------|
| Government Polytechnic Mumbai | | | | | | | | | | |
| Programme : Diploma in Civil Engineering(Sandwich Pattern) | | | | | | | | | | |
| Course Code:CE19R303 | | | | Course Title: Surveying II | | | | | | |
| Compulsory / Optional: Compulsory | | | | | | | | | | |
| Teaching Scheme and Credits | | | | Examination Scheme | | | | | | |
| L | P | TU | Total | TH (2 Hrs 30 min) | TS1 (1 Hr) | TS2 (1Hr) | PR | OR | TW | Total |
| 02 | 04 | -- | 06 | 60 | 20 | 20 | 50* | -- | 25 | 175 |
| Legend: TH-Theory; TS1-Theory; TS2-Theory; PR-Practical; OR-Oral Exam; TW-Total | | | | | | | | | | |

Abbreviations: TH- Theory; PR-Practical; TU-Tutorial; TS1 and TS2- Term Tests; OR-Oral Exam; TW: Term Work (progressive assessment), * Indicates assessment by External Examiner else internal assessment
 Note: For Minimum passing marks under various heads, refer, examination rule AR26.

Rationale:

Development and planning process for any civil engineering project needs survey of that area to be carried out and various types of survey maps are to be prepared. In the era of globalization today, the technology has brought the significant advancements in surveying instruments and techniques. This results in the availability of the precise digital surveying instruments like Electronic Distance Meter (EDM), Micro Optic Theodolite, Total Station Instrument, and Global positioning System (GPS) which are being used currently due to its accuracy, speed and easy operation of the same. Since, Remote sensing and Geographic Information System (GIS) is a vital discipline and being widely used for plotting and storing spatial information, it is expected the students should know the basics of the same to apply it in field. Therefore, the content of this course are designed to deal with the concepts and the principles related to the various advanced digital surveying instruments and the techniques to operate the same to get the desired out put in a short period with highest accuracy. Through this course students will develop the desired skills and competencies which are expected from them for survey related works. This course is therefore one of the core courses required for Civil Engineers.

Course Outcomes: Student should be able to

| | |
|-----|--|
| CO1 | Use Theodolite to perform survey. |
| CO2 | Prepare plan of the areas using Theodolite |
| CO3 | Find distance and elevations using Tacheometer |
| CO4 | Set out simple circular curves |
| CO5 | Prepare plan of the areas using Total Station instrument |
| CO6 | Locate coordinates of stations using GPS |

Course Content Details:

| Unit No | Topics / Sub-topics |
|---------|---|
| 1 | Theodolite Surveying : 1.1 Types and uses of Theodolite; Component parts of transit Theodolite and their functions, Reading the Vernier of transit Theodolite 1.2 Technical terms- Swinging, Transiting, Face left, Face right 1.3 Fundamental axes of transit Theodolite and their relationship 1.4 Temporary adjustment of transit Theodolite 1.5 Measurement of horizontal angle- Direct and Repetition method, Measurement of |

Surveying II (CE19303)

APPROVED COPY

Approved Copy

 CDC Co-ordinator
 G. P. Mumbai

| | |
|---|---|
| | vertical Angle. 1.6 Measurement of magnetic bearing of a line, deflection angle. Course Outcome: CO1 , Teaching Hours :5hrs Marks: 10(R-4, U-6, A- --) |
| 2 | Theodolite Traversing And Computations 2.1 Traverse Parameters- Open Traverse, Closed Traverse. 2.2 Theodolite traversing by included angle method and deflection angle method. Check in open and closed traverse, Calculations of bearing from angles. 2.3 Traverse computation-Latitude, Departure, Consecutive coordinates, Independent coordinates, Balancing the traverse by Bowditch's rule and Transit rule. 2.4 Gale's Traverse table computation. 2.5 Calculation of area from total Latitudes and Departures. Course Outcome: CO2 Teaching Hours :8hrs Marks:14 (R-2 , U- 4 , A- 8) |
| 3 | Tacheometric surveying : 3.1 Definition , Principle of tacheometry, tacheometer and its component parts, Characteristics of tacheometer. 3.2 Tacheometric formula for horizontal distance with telescope horizontal and staff vertical. 3.3 Field method for determining constants of tacheometer. 3.4 Determining horizontal and vertical distances with tacheometer by fixed hair method when line of sight is inclined and staff held vertical.(Simple Numerical Problems) 3.5 Limitations of tacheometry. Course Outcome:CO3 Teaching Hours : 4 hrs Marks:10 (R- 2, U- 2 , A-6) |
| 4 | Curve setting : 4.1 Introduction, Types of curves used in roads and railway alignments.Relation between degree and radius of curve. 4.2 Elements of simple circular curve. Designation of curve by radius and degree of curve. 4.3 Setting of simple circular curve by offsets from long chord and Rankine's method of deflection angle. 4.4 Simple numerical problems on above. Course Outcome:CO4 Teaching Hours : 4 hrs Marks:10 (R-2 , U-2, A-6) |
| 5 | Advanced surveying equipment : 5.1 Principle of Electronic Distance Meter (E.D.M), use of E.D.M., Construction and use of One Second Micro Optic Theodolite, Electronic Digital Theodolite. 5.2 Construction and Use of Total Station. Temporary adjustments of Total Station. 5.3 Use of function keys. Measurements of Horizontal angles, vertical angles, distances and Coordinates using Total Station. 5.4 Traversing, Profile Survey and Contouring with Total Station. 5.5 LiDAR survey (introduction) 5.6 Study and use of Digital Planimeter. Course Outcome:CO5 Teaching Hours :6hrs Marks:10 (R- 2 , U- 4 , A-4) |
| 6 | Remote sensing and GIS : 6.1 Introduction to Remote sensing, Remote sensing system- Active and Passive system, Applications of remote sensing. 6.2 Construction and Use of Global Positioning System (G.P.S.) 6.3 Geographic Information System (GIS): Definition, Components and Applications in |

| | | | | |
|------------|--------------------|----------------------|----------|------------------------|
| surveying. | Course Outcome:CO6 | Teaching Hours :3hrs | Marks:06 | (R- 2 , U- 4 , A- --) |
|------------|--------------------|----------------------|----------|------------------------|

Suggested Specifications Table (Theory):

| Unit No | Topic Title | Distribution of Theory Marks | | | |
|---------|--|------------------------------|---------|---------|-------------|
| | | R Level | U Level | A Level | Total Marks |
| 1 | Theodolite Surveying | 4 | 6 | - | 10 |
| 2 | Theodolite Traversing And Computations | 2 | 4 | 8 | 14 |
| 3 | Tacheometric surveying | 2 | 2 | 6 | 10 |
| 4 | Curve setting | 2 | 2 | 6 | 10 |
| 5 | Advanced surveying equipment | 2 | 4 | 4 | 10 |
| 6 | Remote sensing and GIS | 2 | 4 | - | 06 |
| Total | | 14 | 22 | 24 | 60 |

List of experiments:

| Sr. No. | Unit No | COs | Title of the Experiments | Hours |
|---------|---------|-----|--|-------|
| 1 | 1 | CO1 | Demonstrate the functional utility of Transit Theodolite and Perform temporary adjustments of Transit Theodolite | 2 |
| 2 | 2 | CO2 | Use transit theodolite to carry out Survey Project for closed traverse having minimum 5 sides. | 8 |
| 3 | 3 | CO3 | Use theodolite as a tachometer to compute reduced levels and horizontal distances correctly | 2 |
| 4 | 4 | CO4 | Set out a circular curve by offsets from long chord method. | 2 |
| 5 | 5 | CO5 | Demonstrate the functional utility of the components of Total Station and the function of keys and perform its temporary adjustments. | 2 |
| 6 | 6 | CO6 | Use GPS to locate the coordinates of a station correctly | 2 |
| 7 | 1 | CO1 | Use transit theodolite to measure Horizontal and Vertical angle correctly by direct method | 2 |
| 8 | 1 | CO1 | Use transit theodolite to measure Horizontal angle correctly by method of Repetition | 6 |
| 9 | 2 | CO2 | Prepare Gale's traverse table and Plot the traverse on A1 size imperial drawing sheet for the output of Survey Project mentioned at practical no.2 | 6 |
| 10 | 4 | CO4 | Set out a circular curve by Rankine's method of Deflection angles | 2 |
| 11 | 5 | CO5 | Use Total station instrument to measure horizontal distance, horizontal angle and vertical angle. | 6 |
| 12 | 5 | CO5 | Use Total station instrument to carry out Survey Project for closed traverse having minimum 5 sides. | 8 |
| 13 | 5 | CO5 | Plot the traverse on A1 size imperial drawing sheet for the output | 6 |

Surveying II (CE19303)

(P19R Scheme)

Approved Copy

APPROVED COPY

CDC Co-ordinator
G. P. Mumbai

| | | | | |
|-------|---|-----|---|----|
| | | | of SurveyProject mentioned at practical no.12 | |
| 14 | 5 | CO5 | Use One Second Micro Optic Theodolite / Digital Theodolite to Measure Horizontal angle by direct method | 4 |
| 15 | 5 | CO5 | Use Digital Planimeter to measure area of any irregular figure. | 2 |
| Total | | | | 60 |

Note : All experiments are compulsory.

References/ Books:

| Sr. No. | Title | Author, Publisher, Edition and Year Of publication | ISBN |
|---------|--------------------------------------|---|--|
| 1 | Surveying and Levelling | N. N. Basak Tata McGraw Hill Education Private Ltd. New Delhi , 33 rd reprint2010 | ISBN 93-3290-153-8 |
| 2 | Surveying and Levelling volume I& II | Kanetkar, T. P.; Kulkarni, S. V. Pune VidyarthiGruhPrakashan | ISBN978-81-858-2511-3& ISBN 13: 9788185825007 |
| 3 | Surveying and Levelling | Subramanian, R. Oxford University Press. | ISBN 13:978-0-19-808542-3 |
| 4 | Survey I and Surveying II | Duggal, S. K. McGraw Hill Education Private Ltd. New Delhi, | ISBN 978-00-701-5137-6 and ISBN-13: 978-1259029837 |
| 5 | Surveying Vol.I and Vol. II | Punmia B.C., Jain Ashok Kumar; Jain Arun Kumar Laxmi Publications., New Delhi. | ISBN: 8-17-008853-4 ISBN 13: 9788170088837 |

E-References:

- https://www.youtube.com/watch?v=n_EMrTbDZak
- <https://www.youtube.com/watch?v=H2AQq2jshgg>
- <https://www.youtube.com/watch?v=C8UKJtZIAWE>
- https://www.youtube.com/watch?v=J6j_sJyyudI
- <http://www.asnu.com.au>
- www.oupinheonline.com
- <http://www.nationallibrary.gov.in>

CO VsPO and CO Vs PSOMapping

| CO | PO1 | PO2 | PO3 | PO4 | PO5 | PO6 | PO7 | PSO1 | PSO2 | PSO3 |
|-----|-----|-----|-----|-----|-----|-----|-----|------|------|------|
| CO1 | 3 | 3 | 3 | 2 | 1 | 1 | 2 | 2 | 2 | 3 |
| CO2 | 3 | 3 | 3 | 2 | 2 | 1 | 2 | 2 | 2 | 3 |
| CO3 | 3 | 3 | 2 | 2 | 2 | 1 | 2 | 2 | 2 | 3 |
| CO4 | 3 | 3 | 3 | 2 | 2 | 2 | 2 | 2 | 2 | 3 |

Surveying II (CE19303)

(P19R Scheme)

Approved Copy

APPROVED COPY

**CDC Co-ordinator
G. P. Mumbai**

| | | | | | | | | | | |
|-----|---|---|---|---|---|---|---|---|---|---|
| CO5 | 3 | 3 | 3 | 3 | 2 | 1 | 2 | 2 | 2 | 3 |
| CO6 | 3 | 2 | 3 | 3 | 2 | 1 | 2 | 2 | 2 | 2 |

Industry Consultation Committee:

| Sr. No | Name | Designation | Institute/Organisation |
|--------|---------------------|-----------------------------|--------------------------|
| 1 | Mr. Rohan Deokar | Deputy Engineer | MMRDA |
| 2 | Mr. Sanjay Kulkarni | Surveyor and Consultant | SRKulkarni Pvt. Firm |
| 3 | Mr. K. V. Kelgandre | Sr. Lecturer in Civil Engg. | K.J. Somaiya Polytechnic |
| 4 | Mr. D. K. Fad | Sr. Lecturer in Civil Engg. | Govt. Polytechnic Mumbai |

Coordinator,
Curriculum Development,
Department of Civil Engg.

Head of Department
Department of Civil Engg.

I/C, Curriculum Development Cell

Principal

APPROVED COPY

CDC Co-ordinator
G. P. Mumbai

| | | | | | | | | | | |
|---|----|----|-------|--|----------------|---------------|----|----|----|-------|
| Programme: Diploma in Civil Engineering (Sandwich Pattern) | | | | | | | | | | |
| Course Code: AM19R301 | | | | Course Title: Mechanics of Structures | | | | | | |
| Compulsory / Optional: Compulsory | | | | | | | | | | |
| Teaching Scheme and Credits | | | | Examination Scheme | | | | | | |
| L | P | TU | Total | TH (2 Hrs 30 min) | TS1 (1 Hrs) | TS2 (1Hrs) | PR | OR | TW | Total |
| 03 | 02 | -- | 05 | 60 | 20 | 20 | -- | -- | 25 | 125 |

Abbreviations: L- Theory Lecture, P-Practical, TU-Tutorial, TH- Theory Paper TS1 & TS2- Term Tests, PR- Practical, OR-Oral, TW: Term Work (progressive assessment) , * Indicates assessment by External Examiner else internal practical skill test , # indicates Self, on- line learning Mode, @ indicates on line examination

Note: For Minimum passing marks under various heads, refer, examination rule AR 26. Two practical skill test are to be conducted. First skill test at mid term and second skill test at the end of the term

Rationale:

Understanding the concept and approach of strength of Material is to induce the knowledge of loading applied and corresponding deformation by the students. In addition to analysis and design of structure, it is needs to understand the material properties and their behaviour. The students enable to analyse the structures/bodies under the action of direct and transverse loading and stress condition. The approach of teaching this course is to think critically and apply their skills while solving the problems. The experiments are expected to perform in the laboratory by acquiring knowledge with required skill of material features.

Course Outcomes: Student should be able to

| | |
|-----|---|
| CO1 | Compute the Moment of Inertia of symmetrical and asymmetrical structural sections. |
| CO2 | Know the material properties, deformation and stress induced under different loadings |
| CO3 | Determine the elastic constants and volumetric strain subjected to different loadings |
| CO4 | Compute shear force and bending moment along with their distribution diagrams. |
| CO5 | Estimate the shear and bending stresses along with their distribution diagrams. |
| CO6 | Calculate the combined stresses subjected to direct load and bending moment. |

Course Content Details:

| Unit No | Topics / Sub-topics |
|---------|---|
| 1 | Moment of Inertia 1.1 Concept of moment of inertia for plane bodies, radius of gyration, section modulus, expression for moment of inertia about centroidal axes for regular plane figures such as rectangular, triangular, circular, semicircular and quarter circular sections. 1.2 Theorems of Moment of Inertia, Parallel axis theorem, perpendicular axis theorem, polar moment of inertia, Numerical problems on Moment of inertia of composite sections for sections as mentioned in sub-topics 1.1 only. |
| | Course Outcome: CO1, Teaching Hours:06hrs, Marks:10(R-2, U-4, A-4) |
| 2 | Simple Stresses and Strains 2.1. Definition of elastic, plastic and rigid bodies, concept of deformation, stresses and strains, different properties of Engineering materials. 2.2. Axial tensile and compressive load, Hooke's Law, Young's modulus, axial stress, axial |

| | |
|---|---|
| | <p>strain, lateral strain, modulus of elasticity, Poisson's ratio, problems on bars of uniform and stepped cross section.</p> <p>2.3. Behavior of mild steel under tensile loading, stress-strain curve along with important points such as limit of proportionality, yield stress, ultimate stress, breaking stress. Factor of safety, safe stress, working stress.</p> <p>2.4. Concept of composite section, conditions for composite sections, advantages and limitations of composite section (Simple numerical problems asked in the examination).</p> <p>2.5. Concept of temperature stresses and strains, nature of stresses, simple problems on temperature stresses on homogenous sections only.</p> <p>Course Outcome: CO2, Teaching Hours:10hrs, Marks:10 (R-2, U-4, A-4)</p> |
| 3 | <p>Elastic Constants and Strain Energy</p> <p>3.1. Concept of shear load, shear stress & strain, modulus of rigidity, simple shear, complementary shear, punching shear.</p> <p>3.2. Volumetric strain, bulk modulus, Concept of "uni-axial stress, equation of total strain in Uni-axial direction, elastic constants, relation between elastic moduli (No derivations of these relations). Simple numerical problems.</p> <p>3.4. Concept of strain energy, resilience, proof resilience, modulus of resilience, strain energy stored due to gradual, sudden and impact loadings, simple numerical problems.</p> <p>Course Outcome: CO3, Teaching Hours :06 hrs, Marks:10 (R-2, U-4, A-4)</p> |
| 4 | <p>Shear Force and Bending Moment</p> <p>4.1 Concept and definition of shear force and bending moment, sign convention, relation between bending moment, shear force and rate of loading.</p> <p>4.2 Shear force and bending moment diagram for simply supported, cantilever and overhanging beams subjected to concentrated load, uniformly distributed load and couple, point of zero shear, point of contra flexure, simple numerical problems.</p> <p>Course Outcome: CO4, Teaching Hours: 08 hrs, Marks:12 (R-2, U-4, A-6)</p> |
| 5 | <p>Shear and Bending Stresses</p> <p>5.1 Concept of pure bending, assumptions in pure bending theory, stress distribution diagram, bending or flexure equation (derivation not required), section modulus, moment of resistance.</p> <p>5.2 Numericals on moment of resistance for symmetrical beam sections. Simple numerical problems on standard sections (No problems built up section)</p> <p>5.3 Shear stress equation with meaning of each terms (Derivation not required)</p> <p>5.4 Shear stress distribution for solid and hollow rectangular section, solid and hollow circular section, I section, T section, Numerical problems on circular and rectangular section only.</p> <p>Course Outcome: CO5, Teaching Hours: 08hrs, Marks:10 (R-0, U-2, A-8)</p> |
| 6 | <p>Direct and Bending Stresses</p> <p>6.1 Concept of direct and eccentric load, eccentricity about one principal axis, different nature of stresses, stress distribution diagram.</p> <p>6.2 Condition for no tension, limit of eccentricity, maximum and minimum stresses core section for rectangular and circular sections, stress distribution diagram at base.</p> <p>6.3 Numerical problems on rectangular and circular column sections subjected to eccentric load on any one principal axis.</p> <p>Course Outcome: CO6, Teaching Hours :07hrs, Marks:08 (R-0, U-2, A-6)</p> |

Suggested Specifications Table (Theory):

| Unit No | Topic Title | Distribution of Theory Marks | | | |
|---------|--------------------------------|------------------------------|---------|---------|-------------|
| | | R Level | U Level | A Level | Total Marks |
| 1 | Moment of Inertia | 2 | 4 | 4 | 10 |
| 2 | Simple Stresses and Strains | 2 | 4 | 4 | 10 |
| 3 | Elastic Constants | 2 | 4 | 4 | 10 |
| 4 | Shear Force and Bending Moment | 2 | 4 | 6 | 12 |
| 5 | Shear and Bending Stresses | -- | 2 | 8 | 10 |
| 6 | Direct and Bending Stresses | -- | 2 | 6 | 08 |
| Total | | 08 | 20 | 32 | 60 |

List of experiments:

| Sr. No. | Unit No | COs | Title of the Experiments | Hours |
|---------|---------|-----------|--|-------|
| 1 | 2 | CO2 | List the various parts and their functions of Universal Testing Machine along with brief introduction of other test to be conducted on UTM. | 2 |
| 2 | 2 | CO2 | Tension test on mild steel or TMT specimen as per IS 432 (part I) or HYSD or Fe500 steel specimen as per IS 1608 & 1139. Also, draw the stress strain curve by showing important points on it. | 2 |
| 3 | 2 | CO2 | Hardness test on mild steel, Aluminium, copper, brass, cast iron (any two metals). | 2 |
| 4 | 2 | CO2 | Compression test on timber along the grain and cross the grain as per IS 2408. | 2 |
| 5 | 5 | CO1 & CO5 | Flexure test on timber beam of rectangular section as per IS 1708 and IS 2408. | 2 |
| 6 | 3 | CO3 | Izod impact load test & Charpy impact test on aluminium, copper, mild steel, brass, cast iron as per IS 1598 (any two metals). | 2 |
| 7 | 5 | CO2 & CO5 | Water absorption and flexural test on flooring or roofing tiles as per IS 1237, IS 13630, IS 654, IS 2690. | 3 |
| 8 | 2 | CO2 | Water absorption and compression test on wet bricks as per IS 3495 (part II), IS 1077. | 3 |
| 9 | 2 | CO2 | Abrasion test on flooring tiles as per IS 13630 (part 7). | 2 |
| 10 | 3 | CO3 | Shear test on mild steel, Aluminium, copper, brass, cast iron as per IS 5242 (any two metals). | 2 |
| 11 | 2 | CO2 | Neoprin test on rubber to check deformation of rubber. | 2 |

| | | | | |
|--------------|---|-----------|--|-----------|
| 12 | 4 | CO4 & CO6 | a) Plot shear force and bending moment diagram for cantilever, simply supported and overhanging beams loaded by concentrated and uniformly distributed loads (two problem on each beam types on A4 graph paper). b) Draw the labeled core section diagram for rectangular and circular sections (use A4 graph paper) c) Draw the three probable labeled stress distribution diagrams at base of a rectangular section subjected to eccentric load about one principal axis (use A4 graph paper). | 6 |
| Total | | | | 30 |

Note : All experiments are compulsory.

References/ Books:

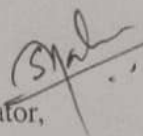
| Sr. No. | Title | Author, Publisher, Edition and Year Of publication | ISBN |
|---------|-----------------------------------|---|--|
| 1 | Mechanics of Material | Beer and Jonson Tata McGraw hill | ISBN 9781259097171 |
| 2 | Strength of material | Singer and Pytel Harper & Raw | ISBN-10 0060453133 |
| 3 | Mechanics of structures, Volume-I | Junnarkar, S. B. , Charotar Publishing House, Anand. | ISBN :9789385039270988 ISBN 978-93-85039-02-7 |
| 4 | Strength of Material | S.Ramamurtham Dhanpat Rai and sons | ISBN-10: 818743354X |
| 5 | Strength of Material | R. K. Bansal S Chand | ISBN 9789385401961 |
| 6 | Strength of Material | B. K. Sarkar Tata McGraw hill | ISBN 0070494843 |
| 7 | Mechanics of structure | Y. N Walavalkar Everest pub-House, Pune 30 | ISBN NO: EPH-0-89-890925-17 |
| 8 | Strength of Material | S.S Bhavikatti Vikas Publishing House Pvt.Ltd | ISBN 8125912193 |


CO-PO and CO-PSOMapping

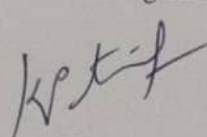
| CO | PO1 | PO2 | PO3 | PO4 | PO5 | PO6 | PO7 | PSO1 | PSO2 | PSO3 |
|-----|-----|-----|-----|-----|-----|-----|-----|------|------|------|
| CO1 | 3 | 2 | 2 | 2 | 1 | -- | 3 | 2 | 2 | 3 |
| CO2 | 3 | 2 | 2 | 2 | 2 | 1 | 2 | 3 | 2 | 3 |
| CO3 | 2 | 3 | 3 | 3 | 2 | 1 | 2 | 2 | 2 | 2 |
| CO4 | 3 | 2 | 3 | 2 | -- | -- | 3 | 3 | 2 | 2 |
| CO5 | 3 | 3 | 3 | 3 | -- | -- | 2 | 2 | 2 | 3 |
| CO6 | 3 | 3 | 3 | 3 | -- | -- | 3 | 2 | 3 | 2 |


Industry Consultation Committee:


| Sr.No | Name | Designation | Institute/Organisation |
|-------|---------------------|-----------------------------|---------------------------|
| 1 | Mr.RohanDeokar | Deputy Engineer | MMRDA |
| 2 | Mr. Sanjay Kulkarni | Surveyor and Consultant | SRKulkarniPvt.Firm |
| 3 | Mr. K.V. Kelgandre | Sr. Lecturer in Civil Engg. | K.J. Somaiya Polytechnic |
| 4 | Dr. S.M. Dumne | Sr. lecturer in APM | Govt. Polytechnic Avasari |


Coordinator,
Curriculum Development,
Department of Civil Engineering



Head of Department
Department of Civil Engineering.


I/C, Curriculum Development Cell


Principal



APPROVED COPY


CDC Co-ordinator
G. P. Mumbai

| | | | | | | | | | | |
|---|----|----|-------|-------------------------------------|---------------|--------------|----|----|----|-------|
| Programme : Diploma in Civil Engineering(Sandwich Pattern) | | | | | | | | | | |
| Course Code: AM19R302 | | | | Course Title: Soil Mechanics | | | | | | |
| Compulsory / Optional: Compulsory | | | | | | | | | | |
| Teaching Scheme and Credits | | | | Examination Scheme | | | | | | |
| L | P | TU | Total | TH (2Hrs 30 min) | TS1 (1 Hr) | TS2 (1Hr) | PR | OR | TW | Total |
| 03 | 02 | -- | 05 | 60 | 20 | 20 | -- | -- | 25 | 125 |

Abbreviations: L- Theory Lecture, P-Practical, TU-Tutorial, TH- Theory Paper TS1 & TS2- Term Tests, PR- Practical, OR-Oral, TW: Term Work (progressive assessment) , * Indicates assessment by External Examiner else internal practical skill test , # indicates Self, on- line learning Mode, @ indicates on line examination
 Note: For Minimum passing marks under various heads, refer, examination rule AR 26. Two practical skill test are to be conducted. First skill test at mid term and second skill test at the end of the term

Rationale :

Soil Mechanics engineering is important for every structure, since all structures rest on soil. The stability of these structures depends upon behavior of soil and bearing capacity of soil to carry loads under different loading conditions.

The design of foundation of buildings, dams, Tower, embankments, roads, railways retaining walls, bridges is mainly governed by the knowledge of soil characteristics, stress distribution under loading on soil. Bearing capacity of soil etc. The content of this subject are useful to every engineer in the design, execution and stability analysis of structures.

Course Outcomes: Student should be able to

| | |
|-----|---|
| CO1 | Know the Origin & Field applications of Soil. |
| CO2 | Know the physical properties and behavior of Soils. |
| CO3 | Classify the soil as per IS classification and to know grading & consistency of Soil. |
| CO4 | State the necessity of compaction and consolidation of soil with its techniques. |
| CO5 | Know & understand factors affecting permeability of soil, and Shear Strength of Soil. |
| CO6 | Know importance of bearing capacity and Know the techniques of stabilization of soil. |

Course Content Details:

| Unit No | Topics / Sub-topics |
|---------|--|
| 1 | Introduction to Soil Mechanics: 1.1 IS definition of soil, Origin of soil, Formation of soil, Soil-formation in Geological cycle 1.2 General characteristics of different types of soils, Overview of different types of soils in India. 1.3 Importance of soil in Civil Engineering as construction material in Civil Engineering Structures, such as foundation bed for structures. 1.4 Field application of Soil Mechanics for foundation design pavement design, design of earth retaining structures, applications in design of earthen dams in Maharashtra and India. Course Outcome: CO1 Teaching Hours : 3hrs Marks: 4 (R- 2, U-2, A-0) |

| | |
|---|---|
| 2 | Physical Properties of Soil: 2.1 Soil as Three Phase System. Water content, determination of WaterContent by oven drying method as per IS 2720 (part II). 2.2 Physical properties: Void ratio, porosity & degree of saturation, density index, unit wt. of Soil mass - Sp. Gravity, bulk density, dry density, Water content 2.3 Relation between: Void ratio and porosity. Void ratio, sp. gravity & degree of saturation. (No derivations) .Concept of various index properties of soil for the Purpose of their classification & Use. 2.4 Determination of specific gravity by Pycnometer. 2.5 Determination of bulk unit weight and dry unit weight by Core Cutter method (Simple Numerical problems on physical properties only) Course Outcome: CO2 Teaching Hours: 8 hrs Marks: 12 (R-4, U-4, A-4) |
| 3 | Grading & Consistency of soil: 3.1 Particle size distribution, mechanical sieve analysis as per IS code, partial distribution curve, Uniformity coefficient and coefficient of curvature graded and uniformly graded soils, IS. Classification of soil. IS : 460 3.2 Consistency of soil: stages of consistency, Atterberg's limits of consistency viz. Liquid limit, plastic limit and shrinkage limit, Plasticity index, Consistency index. 3.3 Determination of Liquid limit, Plastic limit and Shrinkage limit as per IS code. Course Outcome: CO3 Teaching Hours: 9 hrs Marks: 12 (R-2, U-6, A-4) |
| 4 | Compaction & Consolidation: 4.1 Concept of compaction & consolidation, difference between consolidation and compaction. 4.2 Compaction: Light and Heavy compaction, zero air void line, O.M.C, Std. Proctor test. Modified Proctor test. Factors affecting compaction. 4.3 Field methods of Compaction – rolling, ramming and vibration and Suitability of various compaction equipment's-smooth wheel roller, sheep foot roller, pneumatic typed roller. Rammer and Vibrator. Course Outcome: CO4 Teaching Hours: 10 hrs Marks: 12 (R-4, U-4, A-4) |
| 5 | Permeability & Shear strength of soil: 5.1 Definition & concept of permeability. Darcy's law of permeability, coefficient of permeability, factors affecting permeability, determination of coefficient of permeability by constant head and falling head Permeability tests. 5.2 Types of Filters. Use of Geofabric as Filters. 5.3 Concept and definition of shear strength of soil. Constituents of shear resistance of soil, definition of Cohesion, internal friction. Angle of shearing resistance. 5.4 Coulomb's equation & failure envelope, significance of "C" and " ϕ " soils. Types of soil C-soil, ϕ -soil, C- ϕ soil. 5.5 Introduction to determination of shearing strength of soil in laboratory by direct Shear test (drained & un drained). Course Outcome: CO5 Teaching Hours: 10 hrs Marks: 12 (R-2, U-6, A-4) |
| 6 | Bearing Capacity and Stabilization of Soil: 6.1 Concept & definition of bearing capacity, ultimate bearing capacity, safe bearing capacity and allowable bearing Capacity, effect of water table on bearing capacity. (No Numerical) 6.2 Factors effecting bearing capacity and methods to improve Bearing capacity of soil. 6.3 Explain the concept & occurrence mechanism & effect of 'Liquefaction' of soil. 6.3 Dynamic Plate load test - procedure, and limitations of test only. 6.4 Soil stabilization: Scope & purpose. |

| |
|--|
| 6.5 Methods of soil stabilization – Mechanical soil stabilization – GGBS, fly ash, glass slag, lime stabilization, cement stabilization, bitumen stabilization, fly-ash stabilization. California bearing ratio. 6.6 Uses of Geosynthetic. |
| Course Outcome: CO6 |
| Teaching Hours: 5hrs |
| Marks: 8 (R- 4, U- 2, A- 2) |

Suggested Specifications Table (Theory):

| Unit No | Topic Title | Distribution of Theory Marks | | | |
|--------------|--|------------------------------|-----------|-----------|-------------|
| | | R Level | U Level | A Level | Total Marks |
| 1 | Introduction to Soil Mechanics | 2 | 2 | -- | 04 |
| 2 | Physical Properties of Soil | 4 | 4 | 4 | 12 |
| 3 | Grading & Consistency of soil | 2 | 6 | 4 | 12 |
| 4 | Compaction & Consolidation | 4 | 4 | 4 | 12 |
| 5 | Permeability & Shear strength of soil | 2 | 6 | 4 | 12 |
| 6 | Bearing Capacity and Stabilization of Soil | 4 | 2 | 2 | 08 |
| Total | | 18 | 24 | 18 | 60 |

List of experiments:

| Sr. No. | Unit No | COs | Title of the Experiments | Hours |
|--------------|---------|-----|---|-----------|
| 1 | 02 | CO2 | Determine water content of given soil sample by oven drying method as per I.S. 2720 part- II | 04 |
| 2 | 01 | CO1 | Introduction to Soil Mechanics and study various field application. | 02 |
| 3 | 02 | CO1 | Determine specific gravity of soil by pycnometer method as per I.S. 2720 part- III | 02 |
| 4 | 03 | CO2 | Determine grain size distribution of given soil sample by Mechanical sieve analysis as per I.S. 2720 part- IV | 02 |
| 5 | 04 | CO4 | Determine MDD and OMC by Standard proctor test (OR Study of Modified proctor test). | 04 |
| 6 | 05 | CO5 | To determine Coefficient of permeability by Constant head method (OR Falling head test as per I.S. | 04 |
| 7 | 06 | CO6 | Determine shear strength of soil by direct shear test (OR Vane Shear Test) | 04 |
| 8 | 02 | CO2 | Determine bulk dry unit weight of soil by core cutter method as per I.S. 2720 part-XXIX. | 02 |
| 9 | 03 | CO3 | Determine Liquid Limit of given soil sample as per I.S. 2720 part- V. | 02 |
| 10 | 03 | CO3 | Determine Plastic Limit of given soil sample as per I.S. 2720 part- V. | 02 |
| 11 | 04 | CO4 | Study of Shrinkage Limit. | 02 |
| Total | | | | 30 |

Note : All experiments are compulsory.

References/ Books:

| Sr. No. | Title | Author, Publisher, Edition and Year Of publication | ISBN |
|---------|---|--|--|
| 1 | Soil Mechanics & Foundations Engg. | K.R Arora , Standard Publisher Distributors | ISBN-10: 8180141128; ISBN-13: 978-8180141126 |
| 2 | Introduction to Soil Mechanics | B.J.Kasmalkar Pune VidyarthiGrilaPrekashan | ISBN 9781407029252 |
| 3 | Soil Mechanics & Foundations Engg | GopalRajan& A.S.R.Rao, New Age international Publisher | ISBN. 978-81-224-1223-9 |
| 4 | Soil Mechanics | B.C. Punmia Standard Book House, New Delhi | ISBN-10: 8180141128; ISBN-13: 978-8180141126 |
| 5 | Soil Mechanics | V.N.S Murthy SaiKripa Technical Consultants | ISBN-10: 8180141128; ISBN-13: 978-8180141126 |
| 6 | Geotechnical Engineering (Soil Mechanics) | T.N.Ramanurthy &T.G.Sitharam S Chand and Company Ltd. | ISBN 10: 812192457X |
| 7 | Is 2809-1972-Glossary of Terms and Symbols Relating To Soil Engineering. | BIS, New Delhi | |
| 8 | Is 1892-1979-Code of Practice For Sub Surface Investigation of Foundation | BIS, New Delhi | |
| 9 | Is 2720-Test For Soil Part 1-1983 | BIS, New Delhi | |

E-References:

1. https://en.wikipedia.org/wiki/Soil_mechanics
2. <https://www.nap.edu/read/11558/chapter/9>
3. <https://ascelibrary.org/doi/pdf/10.1061/9780784412886.bm02>
4. <https://www.springer.com/journal/11204>
5. <http://www.nationallibrary.gov.in>

CO VsPO and CO Vs PSOMapping (CIVIL ENGINEERING)

| CO | PO1 | PO2 | PO3 | PO4 | PO5 | PO6 | PO7 | PSO1 | PSO2 | PSO3 |
|-----|-----|-----|-----|-----|-----|-----|-----|------|------|------|
| CO1 | 2 | 3 | 1 | 1 | 1 | 1 | 1 | -- | 2 | 1 |
| CO2 | 2 | 3 | 3 | 3 | 2 | 2 | 2 | -- | 2 | 1 |
| CO3 | 2 | 3 | 3 | 3 | 2 | 2 | 2 | -- | 2 | 1 |
| CO4 | 1 | 3 | 2 | 2 | 2 | 1 | 1 | -- | 2 | 1 |
| CO5 | 2 | 3 | 3 | 2 | 2 | 1 | 1 | -- | 2 | 1 |
| CO6 | 2 | 2 | 2 | 2 | 2 | 1 | 1 | -- | 2 | 1 |

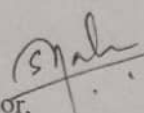
Soil Mechanics (AM19302)


(P19R Scheme)

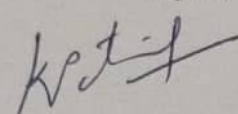
Approved Copy


Industry Consultation Committee:


| Sr. No | Name | Designation | Institute/Organisation |
|--------|---------------------|-------------------------------|---------------------------|
| 1 | Mr. Rohan Deokar | Deputy Engineer | MMRDA |
| 2 | Mr. Sanjay Kulkarni | Surveyor and Consultant | SRKulkarni Pvt. Firm |
| 3 | Mr. K.V. Kelgandre | Sr. Lecturer in Civil Engg. | K.J. Somaiya Polytechnic |
| 4 | Ms. S. S. Ekbote | Lecturer in Applied Mechanics | Govt. Polytechnic Solapur |


Coordinator,
Curriculum Development,
Department of Civil Engineering



Head of Department
Department of Civil Engineering


I/C, Curriculum Development Cell


Principal



APPROVED COPY


CDC Co-ordinator
G. P. Mumbai

| | | | | | | | | | | |
|---|----|----|-------|--|---------------|--------------|----|----|----|-------|
| Programme : Diploma inCE/EE/EC/CO/IT/IS/LG/LT (Sandwich pattern) | | | | | | | | | | |
| Course Code: HU19R102 | | | | Course Title: Environmental Studies | | | | | | |
| Compulsory / Optional: Compulsory | | | | | | | | | | |
| Teaching Scheme and Credits | | | | Examination Scheme | | | | | | |
| L | P | TU | Total | TH (2 Hrs 30 min) | TS1 (1 Hr) | TS2 (1Hr) | PR | OR | TW | Total |
| -- | 02 | -- | 02 | -- | -- | -- | -- | 25 | 25 | 50 |

Abbreviations: L- Theory Lecture, P-Practical, TU-Tutorial, TH- Theory Paper TS1 & TS2- Term Tests, PR- Practical, OR-Oral, TW: Term Work (progressive assessment) , * Indicates assessment by External Examiner else internal practical skill test , # indicates Self, on- line learning Mode, @ indicates on line examination

Note: For Minimum passing marks under various heads, refer, examination rule AR 26. Two practical skill test are to be conducted. First skill test at mid term and second skill test at the end of the term

Rationale:

Technicians working in industries or elsewhere essentially require the knowledge of environmental Studies so as to enable them to work and produce most efficient, economical and eco-friendly finished products. Solve various engineering problems applying ecosystem to produce eco – friendly products. Use relevant air and noise control method to solve domestic and industrial problems. Use relevant water and soil control method to solve domestic and industrial problems. To recognize relevant energy sources required for domestic and industrial problems. Solve local solid and e-waste problems.

Course Outcomes: Student should be able to

| | |
|-----|--|
| CO1 | Understand the ecosystem and terminology and solve various engineering problems applying ecosystem knowledge to produce eco – friendly products. |
| CO2 | Understand the suitable air, extent of noise pollution, and control measures and acts. |
| CO3 | Understand the water and soil pollution, and control measures and acts. |
| CO4 | Understand different renewable energy resources and efficient process of harvesting. |
| CO5 | Understand Solid Waste Management & E Waste Management, ISO 14000, 45001 & Environmental Management. |

Course Content Details:

| Unit No | Topics / Sub-topics |
|---------|--|
| 1 | Ecosystem |
| | 1.1 Structure of ecosystem, biotic & Abiotic components |
| | 1.2 Food chain and food web |
| | 1.3 Aquatic (Lentic and Lotic) and terrestrial ecosystem |
| | 1.4 Carbon, Nitrogen, Sulphur, Phosphorus cycle |
| | 1.5 Global warming -Causes, effects, process, Green House Effect, Ozone depletion |
| | Course Outcome: CO1 Teaching Hours : 6hrs Marks: 03 (R- NA, U-NA, A-NA) |
| 2 | Air and Noise Pollution |
| | 2.1 Definition of pollution and pollutant, Natural and manmade sources of air pollution (Refrigerants, I.C., Boiler) |
| | 2.2 Air Pollutants: Types, Particulate Pollutants: Effects and control (Bag filter, Cyclone |

| | |
|---|---|
| | separator, Electrostatic Precipitator) 2.3 Gaseous Pollution Control: Absorber, Catalytic Converter, Effects of air pollution due to Refrigerants, I.C., Boiler 2.4 Noise pollution: sources of pollution, measurement of pollution level, Effects of Noise pollution Course Outcome: CO2 Teaching Hours :6 hrs Marks:05(R- NA, U-NA, A- NA) |
| 3 | Water and Soil Pollution 3.1 Sources of water pollution, Types of water pollutants, Characteristics of water pollutants Turbidity, pH, total suspended solids, total solids BOD and COD: Definition 3.2 Waste Water Treatment: Primary methods: sedimentation, froth floatation, Secondary methods: Activated sludge treatment, Trickling filter, Bioreactor, Tertiary Method: Membrane separation technology, RO (reverse osmosis) 3.3 Causes, Effects and Preventive measures of Soil Pollution : Causes – Excessive use of Fertilizers, Pesticides and Insecticides, Irrigation, E-waste 3.4 Mangroves : Importance, benefits. Course Outcome:CO3 Teaching Hours : 6 hrs Marks:05(R- NA, U-NA, A- NA) |
| 4 | Renewable sources of Energy 4.1 Solar Energy: Basics of Solar energy. Flat plate collector (Liquid & Air). Theory of flat plate collector. Importance of coating. Advanced collector. Solar pond. Solar water heater, solar dryer. Solar stills. 4.2 Biomass: Overview of biomass as energy source. Thermal characteristics of biomass as fuel. Anaerobic digestion. Biogas production mechanism. Utilization and storage of biogas 4.3 Wind energy: Current status and future prospects of wind energy. Wind energy in India. Environmental benefits and problem of wind energy 4.4 New Energy Sources: Need of new sources. Different types new energy sources. Applications of (Hydrogen energy, Ocean energy resources, Tidal energy conversion) Concept, origin and power plants of geothermal energy Course Outcome:CO4 Teaching Hours : 6 hrs Marks:05(R- NA, U-NA, A- NA) |
| 5 | Solid Waste Management OR E- Waste Management, ISO 14000 & Environmental Management For Civil Engineering : 5.1 Solid waste generation- Sources and characteristics of : Municipal solid waste, E- waste, biomedical waste. 5.2 Metallic wastes and Non-Metallic wastes (lubricants, plastics, rubber) from industries. Collection and disposal: MSW (3R, principles, energy recovery, sanitary landfill), Hazardous waste 5.3 Air quality act 2004, air pollution control act 1981 and water pollution and control act1996. Structure and role of Central and state pollution control board. 5.4 Concept of Carbon Credit, Carbon Footprint. 5.5 Environmental management in fabrication industry. 5.6 ISO14000: Implementation in industries, Benefits, ISO 45001:2018 5.7 Role of MPCB in factory permit. 5.8 Green pro IGBC certification, its benefits OR For Computer Engineering & Information Technology : 5.1 E-Waste Electronic products which have become unwanted, non-working, obsolete 5.2 E-Waste Management Services 5.3 Separation of E-Waste from other waste |

- 5.4 Categorization of E-Waste into old working equipments, old computers, non-working components
 5.5 Authorized Recycling Facilities
 5.6 Refurbishing

OR

For Electrical Engineering :

- 5.1 Various e-waste sources, their constituents, and health impacts
 5.2 e-Waste Problem in India
 5.3 Initiatives on building awareness in e-waste management.
 5.4 Current Status of e-Waste Management & Environmental (Protection) Act 1986
 5.5 Development of waste recycling technologies.
 5.6 Opportunities of e-Waste Management in India
 5.7 e-Waste Management techniques

OR

For Electronics Engineering & Instrumentation Engineering :

- 5.1 Solid waste generation- Sources and characteristics of : E- waste, biomedical waste.
 5.2 Toxicity due to hazardous substances in E waste and their impact
 5.3 Metallic wastes and Non-Metallic wastes (lubricants, plastics, rubber) from industries.
 Collection and disposal: MSW (3R, principles, energy recovery, sanitary landfill), Hazardous waste
 5.4 Domestic E waste disposal and E waste management
 5.5 Air quality act 2004, air pollution control act 1981 and water pollution and control act 1996. Structure and role of Central and state pollution control board.
 5.6 Concept of Carbon Credit, Carbon Footprint.

OR

For Leather Technology/ Leather Goods & Footwear Technology :

- 5.1 Solid waste generation- Sources and characteristics of : Municipal solid waste, E- waste, biomedical waste.
 5.2 Metallic wastes and Non-Metallic wastes (lubricants, plastics, rubber) from industries.
 Collection and disposal: MSW (3R, principles, energy recovery, sanitary landfill), Hazardous waste
 5.3 Air quality act 2004, air pollution control act 1981 and water pollution and control act 1996. Structure and role of Central and state pollution control board.
 5.4 Concept of Carbon Credit, Carbon Footprint.
 5.5 Environmental management in fabrication industry.
 5.6 ISO 14000: Implementation in industries, Benefits.
 5.7 Solid waste management in leather and footwear industries

Course Outcome: CO5 Teaching Hours : 6hrs Marks: 07 (R- NA, U-NA, A- NA)

Note : Chapter 5 should be taught as per department mentioned.

List of tutorials:

| Sr. No. | Unit No | COs | Title of the Experiments | Hours |
|---------|------------|-------------------------|--|-------|
| 1 | 1,2,3, 4,5 | CO1, CO2, CO3, CO4, CO5 | Prepare a write up on each unit (altogether 5 in number) that summarizes the whole unit and presents important points on it. | 14 |
| 2 | 2,3 | CO2, CO3 | Visit to a local polluted site : Urban/Rural/Industrial/Agricultural and prepare a report based | 4 |

| | | | | |
|--------------|---|-----|--|-----------|
| | | | on visit. | |
| 3 | 4 | CO4 | Visit to biomass plant and prepare a report based on visit. | 6 |
| 4 | 5 | CO5 | Visit to municipal solid waste management organization or an authorized e-waste recycling plant and prepare a report based on visit. | 6 |
| Total | | | | 30 |

References/ Books:

| Sr. No. | Title | Author, Publisher, Edition and Year Of publication | ISBN |
|---------|---|--|-------------------------|
| 1 | Environmental Studies | S.C. Sharma & M.P. Poonia Khanna Publishing House, New Delhi | ISBN: 978-93-86173-09-6 |
| 2 | Understanding Chemistry | C.N.Rao Universities Press(India) Pvt. Ltd. 2011 | ISBN:13-9788173712500 |
| 3 | Waste water treatment for pollution control and reuse | Arceivala, Soli Asolekar, Shyam Mc-Graw Hill Education India Pvt. Ltd. New york, 2007 | ISBN:978-07-062099 |
| 4 | Elements of Environmental Pollution control | O.P.Gupta Khanna Publishing House, New Delhi | ISBN:13-9789382609667 |

E-References:

- 1) www.eco-prayer.org
- 2) www.teriin.org
- 3) www.cpcp.nic.in
- 4) www.cpcp.gov.in
- 5) www.indiaenvironmentportal.org.in
- 6) www.whatis.techtarget.com
- 7) www.sustainabledevelopment.un.org
- 8) www.conserve-energy-future.com
- 9) <http://www.nationallibrary.gov.in>

CO VsPO and CO Vs PSOMapping (Civil Engineering)

| CO | PO1 | PO2 | PO3 | PO4 | PO5 | PO6 | PO7 | PSO1 | PSO2 | PSO3 |
|-----|-----|-----|-----|-----|-----|-----|-----|------|------|------|
| CO1 | 3 | 2 | 2 | 1 | 3 | 3 | 3 | -- | -- | 1 |
| CO2 | 3 | 3 | 2 | 2 | 3 | 3 | 3 | -- | 1 | 1 |
| CO3 | 3 | 3 | 2 | 2 | 3 | 3 | 3 | -- | 1 | 1 |
| CO4 | 3 | 3 | 2 | 2 | 3 | 3 | 3 | -- | 1 | 1 |
| CO5 | 3 | 3 | 2 | 2 | 3 | 3 | 3 | -- | 1 | 1 |

CO Vs PO and CO Vs PSO Mapping (Electrical Engineering)

| CO | PO1 | PO2 | PO3 | PO4 | PO5 | PO6 | PO7 | PSO1 | PSO2 | PSO3 |
|-----|-----|-----|-----|-----|-----|-----|-----|------|------|------|
| CO1 | 3 | 2 | 2 | 1 | 3 | 3 | 3 | -- | -- | 3 |
| CO2 | 3 | 3 | 2 | 2 | 3 | 3 | 3 | -- | -- | 2 |
| CO3 | 3 | 3 | 2 | 2 | 3 | 3 | 3 | -- | -- | 2 |
| CO4 | 3 | 3 | 2 | 2 | 3 | 3 | 3 | -- | -- | 2 |
| CO5 | 3 | 3 | 2 | 2 | 3 | 3 | 3 | -- | -- | 2 |

CO Vs PO and CO Vs PSO Mapping (Electronics Engineering)

| CO | PO1 | PO2 | PO3 | PO4 | PO5 | PO6 | PO7 | PSO1 | PSO2 | PSO3 |
|-----|-----|-----|-----|-----|-----|-----|-----|------|------|------|
| CO1 | 3 | 2 | 2 | 1 | 3 | 3 | 3 | -- | -- | 2 |
| CO2 | 3 | 3 | 2 | 2 | 3 | 3 | 3 | -- | -- | -- |
| CO3 | 3 | 3 | 2 | 2 | 3 | 3 | 3 | -- | -- | -- |
| CO4 | 3 | 3 | 2 | 2 | 3 | 3 | 3 | -- | -- | 2 |
| CO5 | 3 | 3 | 2 | 2 | 3 | 3 | 3 | -- | -- | 1 |

CO Vs PO and CO Vs PSO Mapping (Instrumentation Engineering)

| CO | PO1 | PO2 | PO3 | PO4 | PO5 | PO6 | PO7 | PSO1 | PSO2 |
|-----|-----|-----|-----|-----|-----|-----|-----|------|------|
| CO1 | 3 | 2 | 2 | 1 | 3 | 3 | 3 | -- | -- |
| CO2 | 3 | 3 | 2 | 2 | 3 | 3 | 3 | -- | -- |
| CO3 | 3 | 3 | 2 | 2 | 3 | 3 | 3 | -- | -- |
| CO4 | 3 | 3 | 2 | 2 | 3 | 3 | 3 | -- | -- |
| CO5 | 3 | 3 | 2 | 2 | 3 | 3 | 3 | -- | -- |

CO Vs PO and CO Vs PSO Mapping (Computer Engineering)

| CO | PO1 | PO2 | PO3 | PO4 | PO5 | PO6 | PO7 | PSO1 | PSO2 | PSO3 |
|-----|-----|-----|-----|-----|-----|-----|-----|------|------|------|
| CO1 | 3 | 2 | 2 | 1 | 3 | 3 | 3 | -- | -- | -- |
| CO2 | 3 | 3 | 2 | 2 | 3 | 3 | 3 | -- | -- | -- |
| CO3 | 3 | 3 | 2 | 2 | 3 | 3 | 3 | -- | -- | -- |
| CO4 | 3 | 3 | 2 | 2 | 3 | 3 | 3 | -- | -- | -- |
| CO5 | 3 | 3 | 2 | 2 | 3 | 3 | 3 | -- | -- | -- |

CO Vs PO and CO Vs PSO Mapping (Information Technology)

| CO | PO1 | PO2 | PO3 | PO4 | PO5 | PO6 | PO7 | PSO1 | PSO2 | PSO3 |
|-----|-----|-----|-----|-----|-----|-----|-----|------|------|------|
| CO1 | 3 | 2 | 2 | 1 | 3 | 3 | 3 | -- | 3 | -- |
| CO2 | 3 | 3 | 2 | 2 | 3 | 3 | 3 | -- | 2 | -- |
| CO3 | 3 | 3 | 2 | 2 | 3 | 3 | 3 | -- | 2 | -- |
| CO4 | 3 | 3 | 2 | 2 | 3 | 3 | 3 | -- | 2 | -- |
| CO5 | 3 | 3 | 2 | 2 | 3 | 3 | 3 | -- | 3 | -- |

CO Vs PO and CO Vs PSO Mapping (Leather Technology)

| CO | PO1 | PO2 | PO3 | PO4 | PO5 | PO6 | PO7 | PSO1 | PSO2 | PSO3 |
|-----|-----|-----|-----|-----|-----|-----|-----|------|------|------|
| CO1 | 3 | 2 | 2 | 1 | 3 | 3 | 3 | -- | -- | 1 |
| CO2 | 3 | 3 | 2 | 2 | 3 | 3 | 3 | -- | -- | -- |
| CO3 | 3 | 3 | 2 | 2 | 3 | 3 | 3 | -- | -- | -- |
| CO4 | 3 | 3 | 2 | 2 | 3 | 3 | 3 | -- | -- | -- |
| CO5 | 3 | 3 | 2 | 2 | 3 | 3 | 3 | -- | -- | -- |

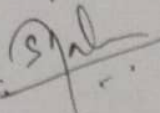
CO Vs PO and CO Vs PSO Mapping (Leather Goods&Footware Technology)

| CO | PO1 | PO2 | PO3 | PO4 | PO5 | PO6 | PO7 | PSO1 | PSO2 | PSO3 |
|-----|-----|-----|-----|-----|-----|-----|-----|------|------|------|
| CO1 | 3 | 2 | 2 | 1 | 3 | 3 | 3 | -- | -- | 1 |
| CO2 | 3 | 3 | 2 | 2 | 3 | 3 | 3 | -- | -- | -- |
| CO3 | 3 | 3 | 2 | 2 | 3 | 3 | 3 | -- | -- | -- |
| CO4 | 3 | 3 | 2 | 2 | 3 | 3 | 3 | -- | -- | -- |
| CO5 | 3 | 3 | 2 | 2 | 3 | 3 | 3 | -- | -- | -- |

Industry Consultation Committee:

| Sr. No | Name | Designation | Institute/Organisation |
|--------|--------------------|-----------------------------|--------------------------|
| 1 | Mr.RohanDeokar | Deputy Engineer | MMRDA |
| 2 | Mr.Sanjay Kulkarni | Surveyor and Consultant | SRKulkarniPvt.Firm |
| 3 | Mr. K.V. Kelgandre | Sr. Lecturer in Civil Engg. | K.J. Somaiya Polytechnic |
| 4 | Ms.S. M. Male | Lecturer in Civil Engg. | Govt. Polytechnic Mumbai |

Government Polytechnic Mumbai


Coordinator, 
Curriculum Development,
Department of Civil Engg.

I/C, Curriculum Development Cell

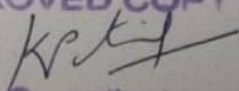
Civil Engineering Department

Head of Department
Department of Civil Engg.

Principal



APPROVED COPY


CDC Co-ordinator
G. P. Mumbai

Page 7

Environmental Studies (HU19R102)

(P19RScheme)

Approved Copy



| | | | | | | | | | | |
|--|----|----|-------------------|--|---------------|--------------|----|----|----|-------|
| Programme : Diploma in ME/CE/EE/CO/IF/IS/EC/RT/LT/LG (Sandwich Pattern), AIML | | | | | | | | | | |
| Course Code: UV19R103 | | | | Course Title: Universal Human Values-III | | | | | | |
| Compulsory / Optional: Compulsory | | | | | | | | | | |
| Teaching Scheme and Credits | | | | Examination Scheme | | | | | | |
| L | P | TU | Total (Credit) | TH (2 Hrs 30min) | TS1 (1 Hr) | TS2 (1Hr) | PR | OR | TW | Total |
| -- | -- | - | 02 | - | - | - | -- | - | -- | -- |

Abbreviations: L- Theory Lecture, P-Practical, TU-Tutorial, TH- Theory Paper TS1 & TS2- Term Tests, PR-Practical, OR-Oral, TW: Term Work (progressive assessment), * Indicates assessment by External Examiner else internal practical skill test, # indicates Self, on- line learning Mode, @ indicates online examination
 Note: For Minimum passing marks under various heads, refer, examination rule AR26. Two practical skill tests are to be conducted. First skill test at mid-term and second skill test at the end of the term.

Rationale:

This course aims to cultivate essential human values and ethics in students to become responsible citizens. It fosters understanding of virtues advocated by great Indian philosophers like truth, non-violence, morality and social responsibility. Students apprehend philosophies of thinkers like Mahatma Gandhi, Swami Vivekananda and Bharat Ratna Dr. Babasaheb Ambedkar; develop courage, patience and dignity through experiences of loyalty and duty; and practice yoga for well-being.

Adopting discussions, debates, visits, reports and applications, the course transforms students into strong, sensitive and virtuous members of society with high moral character and social conscience. In essence, it promotes human values, inculcates ethics and develops the best citizens of India.

Course Outcomes: On completion of this course, student should be able to

| | |
|-----|---|
| CO1 | Express gratitude through compassionate service and unconditional giving. |
| CO2 | Spread hope, optimism and cheer through positive words and deeds. |
| CO3 | Understand responsibilities towards the planet, fellow beings and future generations. |
| CO4 | Internalize lessons from great souls who exemplified nobility, courage and righteousness. |
| CO5 | Appreciate life as sacred and valuable; and pursue meaning, purpose and peace. |
| CO6 | Develop holistic well-being through balancing individual needs with common good. |

Course Content Details:

| Sr. No | Activity | Related Value/s | Methodology of Implementation | Student's Role | Mentor's role | Resources Required |
|--------|---|---------------------------|--|--|--|---|
| 01 | Read and create abstract of biography like, 1. ek hota carver 2. Biography of a yogi 3. JRD Tata 4. Mahatma Gandhi 5. Pant pratinidhi 6. Shriman Yogi | Righteousness | Visit library, find out books, read and prepare the report | Students will need to select a biography to read and create an abstract that summarizes the key ideas and messages in the biography. | Mentors will need to provide guidance and support to help students select an appropriate biography and create a well-written abstract. | Access to a library or online resources to select a biography to read and create an abstract. |
| 02 | NDRF one day training OR Police Mitra training OR Red cross training OR Fire safety training OR Self defense training for Girls OR CPR training | Accountability Empathy | Plan training with the help of related agencies | Students will need to attend a one-day training session. | Mentors will need to provide guidance on attending the selected training session and ensuring safety. | Access to training facilities and materials may be necessary. |

| | | | | | | |
|----|--|-----------------------------------|--|---|--|--|
| 03 | Debate on a particular topic among group of students | Clarity of thoughts Politeness | Prepare small groups of students, Choose topics. Avoid controversial topics | Students will need to participate in a debate on a given topic and follow the rules for participation. | Mentors will need to provide guidance on debate topics and rules for participation and provide feedback on students' performance. | A list of debate topics and rules for participation may be required. |
| 04 | List different incidents witnessed by you related to loyalty and write a report on it | Loyalty | List related incidents, discuss with mentor and write report. | Students will need to observe and report on incidents related to loyalty and submit a report summarizing their findings. | Mentors will need to provide guidelines on what should be included in the report and provide feedback on students' observations. | A template for the report or guidelines on what should be included may be helpful. |
| 05 | Analyse behaviour pattern of self and group member while performing any group activity | Harmony in behavior | List different group activities, select anyone from the list and perform it. | Students will need to analyze their own behavior and that of their group members during a group activity and record their observations. | Mentors will need to provide guidance on observing and recording behavior patterns and provide feedback on students' observations. | Guidelines for observing and recording behavior patterns may be necessary. |

| | | | | | | |
|----|--|---|---|---|---|--|
| 06 | Visit tribal area and spread awareness about sanitary practices, hygiene and education | Empathy Social Gratitude Selflessness | List nearby tribal areas and prepare detailed plans. | Students will need to plan and conduct an awareness campaign in a tribal area to educate the local community on a selected topic. | Mentors will need to provide guidance on planning and conducting an awareness campaign and provide feedback on students' materials and presentations. | Materials for creating educational materials or presentations may be needed. |
| 07 | Visit websites of reputed industries and study their Corporate Social Responsibility (CSR) activities. Also arrange an interview of a successful entrepreneur. | Social Gratitude Accountability | Visit CSR section of the website of selected industry | Students will need to research and report on the CSR activities of a selected industry. | Mentors will need to provide guidance on researching and reporting on CSR activities and provide feedback on students' reports. | Access to the internet or relevant industry publications may be required. |
| 08 | 1. Seven blunders told by Mahatma Gandhi and practice them as an ethic in your daily life to be a moral citizen. 2. Swami Vivekananda and his philosophy 3. Bharatratna Dr Babasaheb Ambedkar and his philosophy, teachings Any other social reformer | Character Humanity Sacrifice Honesty Accountability Patriotism | Select anyone topic. Prepare Group presentations on selected topic. | Students will need to prepare and present a group presentation on a selected topic. | Mentors will need to provide guidance on preparing and presenting a group presentation and provide feedback on students' presentations. | |

| | | | | | | |
|----|--|--|--|---|---|---|
| 09 | Understanding Eight limbs (Ashtanga) of Yoga for gaining the best mental health. | Health consciousness Social gratitude | Arrange the session of a meditation expert to understand the philosophy of Yoga. | Students will need to understand and practice the principles of the eight limbs of yoga. Practice it daily for the best physical and mental health. | Mentors will need to provide guidance on understanding and practicing the principles of the eight limbs of yoga and provide feedback on students' progress. | Resources such as yoga mats or printed materials on the eight limbs of yoga may be required. |
| 10 | Eight-fold ashtangik path for cessation of sufferings OR Vipassana | Truthfulness Non-violence Contentment Persistence | To understand the philosophy and its use to stop suffering | After understanding share the experiences with others. Apply it in your daily life. | Provide related resources | https://en.wikipedia.org/wiki/Ashtanga_(eight_limbs_of_yoga) |
| 11 | Writing daily diary | Honesty Punctuality | Student to write diary every day | Students will need to write a daily diary entry reflecting on their thoughts, feelings, and experiences. | Mentors will need to check and provide feedback on daily diary entries to encourage reflection and self-awareness. | Each student will need a notebook or journal. |

Methodology:

1. The course is Non Examination, Credit Course.
2. The course will be introduced during the student induction programme (orientation programme) of one week duration. Most of the activities are to be completed during induction programme and to be continued throughout the term during SCA hours under the guidance of mentor.
3. The mentor will be assigned to the student for a group of 20 students each.

4. In consultation and under supervision of a mentor, the student/ Group of students has to complete the activity.
5. Activities no. 6,7, 9 and 10 can be performed in collaboration with related government organizations or industries (under CSR activity).
6. All events will be organized and managed by students. The mentor will work as a facilitator/ advisor.
7. The strategies to learn the course is "Self- Exploratory" and "Experiential Learning"
8. The onus of responsibility for completing the activities is with students.
9. The student has to complete at least **five** no. of activities throughout the term to earn the credits.
10. Activity no.6 is compulsory.
11. Students will write reports on each activity performed and submit it to mentors to earn credits.

References/ Books:

| Sr. No. | Title | Author, Publisher, Edition and Year Of publication | ISBN |
|---------|--|---|-------------------|
| 1 | A Foundation Course in Human Values and Professional Ethics | R.R. Gaur, R. Sangal, G.P. Bagaria, Excel Books, New Delhi, 2010 | 978-8-174-46781-2 |
| 2 | Human Values | A.N. Tripathy, New Age International Publishers, 2003 | 978-8-122-42589-5 |
| 3 | Teacher's Manual - A Foundation Course in Human Values and Professional Ethics | R.R. Gaur, R. Sangal, G.P. Bagaria, Excel Books, New Delhi, 2010 | - |
| 4 | Science and Humanism, Towards a Unified World View | PL Dhar, RR Gaur, Commonwealth Publications, 1992 | 978-8-171-69222-4 |
| 5 | Education for values in schools- a framework | NCERT | |
| 6 | Value oriented education | E N. Gawande | |
| 7 | Autobiography of a Yogi | Paramahansa Yogananda, Yogoda Satsanga Society of India; Complete edition (9 February 1998) | 978-8189535513 |
| 8 | Teachings of Swami Vivekananda | Swami Vivekananda, Vedanta Pr; Fifth edition (1 June 1971) | 978-8185301877 |

E-References:

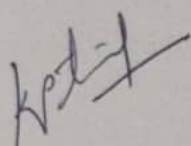
- 1) https://youtu.be/kOJu1vj_BVk (The 10 Most Important Human Values)
- 2) <https://youtu.be/QeogOlzGZls> (Value of Education -short film)


E-References for mentors:


- 1) <https://www.edutopia.org/>
- 2) https://en.wikipedia.org/wiki/Seven_Social_Sins

Consultation Committee:


| Sr. No | Name | Designation | Institute/Organisation |
|--------|---------------------------|----------------------------------|--------------------------------|
| 1 | Dr. L.A. Patil | Principal (Retired) | Pratap College, Amalner |
| 2 | Dr. Nitin Deshpande | Lead Consultant | Dnyanpeeth Academy, Pune |
| 3 | Dr. Chandrakant Shahasane | Founder Trustee | Karnala Charitable Trust, Pune |
| 4 | Mr. U.A. Agnihotri | Lecturer, Mechanical Engineering | Government Polytechnic, Mumbai |
| 5 | Mr. K. V. Patil | Lecturer, Mechanical Engineering | Government Polytechnic, Mumbai |


Institute Coordinator,
Curriculum Development,


Principal
Government Polytechnic, Mumbai



APPROVED COPY


CDC Co-ordinator
G. P. Mumbai

CE 19R304 QGIS

1. Installation of QGIS(Foss:QGIS – English)

Outline:System requirements to install QGIS Add QGIS repositories on Ubuntu Linux OS Installation of QGIS on Ubuntu Linux OS Visit the Official QGIS Website Download QGIS installer for..

2. Downloading GIS Datasets

Outline:Basic introduction to GIS Download open source vector datasets from Natural Earth Data website About geospatial data About vector data View vector data in QGIS Save the map i..

3. Coordinate Reference Systems

Outline:Add layers to the projections in QGIS Change the color of the layer Resize the panels on the canvas View metadata information for layers in QGIS Save selected features from a l..

4. Digitizing Map Data

Outline:Create Point and Polygon shape files Digitize Point and Polygon shape files About Toggle editing and Add Feature tools Open attribute table for Point feature Open attribute tab..

5. Importing Spreadsheets

Outline:Import spreadsheets in CSV format to create a Point layer Convert Point layer to a Polyline layer About QGIS Geoalgorithm About WMS layers Select a WMS map from Bhuvan website ..

6. Vector Data Styling

Outline:Load vector data in QGIS Open attribute table for the layer Learn to style vector layers using, Single symbol styling Categorized styling Gradua..

7. Geometric Properties of Vectors

Outline:Show attribute table for a shapefile layer Show selected features from attribute table on the map Change the CRS of the layer Add columns to the attribute table Calculate stati..

8. Raster Data Styling

Outline:Information about download and save example files from the Code files link Change Coordinate Reference System for the given layer Use Identify Features tool to view the pixel va..

9. Creating a Map

Outline: Information on how to download the example files given in Code files link Add vector layer on canvas Show labels for the cities on the map About Print Composer tool Show how t..

10. Creating Dataset Using Google Earth Pro

Outline: About Google Earth Pro program. Download and install Google Earth Pro on Ubuntu Linux 16.04. Navigate Google Earth Pro. Create a point dataset for a few locations in Maharashtra..

11. Plugins

Outline: Information about the Plugins Enable Core Plugins Install an External Plugin Locate a Plugin on QGIS interface Install QuickMapServices Plugin Download OpenStreetMap data Us..

12. Table Joins and Spatial Joins

Outline: Load vector layer on QGIS canvas Open attribute table for the layer About different types of combining attribute data Add Delimited Text Layer on QGIS canvas Join the attribut..

13. Nearest Neighbour Analysis

Outline: Open shape files showing locations of volcanoes and cities on QGIS canvas Open attribute table for the layers About Nearest Neighbour Analysis Statistical analysis using Distanc..

14. DEM Analysis

Outline: About Digital Elevation Model (DEM) analysis Open Shuttle Radar Topography Mission (SRTM) data website Download DEM data from SRTM data website Save DEM data from SRTM data webs..

15. Create Contour Lines

Outline: Add DEM on QGIS map canvas Clip area in DEM using Clipper tool About contour lines Show contour lines for the DEM Change the color of the contour lines Open attribute table fo..

16. Interpolation

Outline: About Interpolation Methods of interpolation Load the vector layer on QGIS canvas Label the Point features on the map Enable Interpolation Plugin About Inverse Distance Weight..

Government Polytechnic Mumbai
Civil Engineering Department
Equivalence for courses from P19 scheme with courses from P19R scheme

Date: 03.07.2023

| Sr No | Sem | P19 Old Course Scheme (2019) | | Sem | P19R New Course Scheme (2022) | |
|-------|------|------------------------------|--|-----|-------------------------------|--|
| | | Course Code | Course Name | | Course Code | Course Name |
| 1 | I | SC19107 | Engineering Chemistry | I | SC19R107 | Engineering Chemistry |
| 2 | I | SC19109 | Basic Mathematics | I | SC19R109 | Basic Mathematics |
| 3 | I | HU19101 | Communication Skill | I | HU19R105 | Business Communication |
| 4 | I | ME19201 | Engineering Drawing I | I | ME19R201 | Engineering Drawing I |
| 5 | I | WS19201 | Workshop Practice | I | WS19R201 | Workshop Practice |
| 6 | I | CE19101 | Construction Materials | I | CE19R101 | Construction Materials |
| 7 | I | CE19102 | Libre Office Calc on BOSS Linux (Spoken Tutorials) | I | CE19R102 | Libre Office Calc on BOSS Linux (Spoken Tutorials) |
| 8 | ---- | ----- | ----- | I | UV19R101 | Universal Human Values-I |
| 9 | I | ----- | Student Centered Activity (SCA) | I | ----- | Student Centered Activity (SCA) |
| 10 | II | SC19102 | Engineering Physics | II | SC19R102 | Engineering Physics |
| 11 | II | SC19110 | Engineering Mathematics | II | SC19R110 | Engineering Mathematics |
| 12 | II | CE19201 | Building Drawing | II | CE19R201 | Building Drawing |
| 13 | II | CE19202 | Surveying I | II | CE19R202 | Surveying I |
| 14 | II | AM19201 | Engineering Mechanics | II | AM19R201 | Engineering Mechanics |
| 15 | II | CE19203 | Libre Office Draw (Spoken Tutorials) | II | CE19R203 | Libre Office Draw (Spoken Tutorials) |
| 16 | ---- | ----- | ----- | II | UV19R102 | Universal Human Values-II |
| 17 | II | ----- | Student Centered Activity (SCA) | II | ----- | Student Centered Activity (SCA) |
| 18 | III | CE19301 | Construction Technology | III | CE19R301 | Construction Technology |
| 19 | III | CE19302 | Transportation Engineering | III | CE19R302 | Transportation Engineering |
| 20 | III | CE19303 | Surveying II | III | CE19R303 | Surveying II |
| 21 | III | AM19301 | Mechanics of Structures | III | AM19R301 | Mechanics of Structures |
| 22 | III | AM19302 | Soil Mechanics | III | AM19R302 | Soil Mechanics |
| 23 | III | HU19102 | Environmental Studies | III | HU19R102 | Environmental Studies |
| 24 | III | CE19304 | QGIS (Spoken Tutorials) | III | CE19R304 | QGIS (Spoken Tutorials) |
| 25 | ---- | ----- | ----- | III | UV19R103 | Universal Human Values-III |
| 26 | III | ----- | Student Centered Activity (SCA) | III | ----- | Student Centered Activity (SCA) |

| | | | | | |
|----|---------|---|----|----------|---|
| IV | AM19401 | Theory of Structures | IV | AM19R401 | Theory of Structures |
| IV | AM19402 | Concrete Technology | IV | AM19R402 | Concrete Technology |
| IV | CE19401 | Hydraulics | IV | CE19R401 | Hydraulics |
| IV | CE19402 | Environmental Engineering | IV | CE19R402 | Environmental Engineering |
| IV | CE19403 | Computer Aided Drafting | IV | CE19R403 | Computer Aided Drafting |
| IV | CE19404 | Repairs & Rehabilitation of Building (Elective - I) | IV | CE19R404 | Repairs & Rehabilitation of Building (Elective - I) |
| IV | CE19405 | Building Services & Maintenance (Elective - I) | IV | CE19R405 | Building Services & Maintenance (Elective - I) |
| IV | CE19406 | Material Management (Elective - I) | IV | CE19R406 | Material Management (Elective - I) |
| IV | CE19407 | Safety & Quality Control (Elective - I) | IV | CE19R407 | Safety & Quality Control (Elective - I) |
| IV | CE19408 | QCAD (Spoken Tutorials) | IV | CE19R408 | QCAD (Spoken Tutorials) |
| V | AM19501 | Design of Reinforced Concrete and Steel Structures | V | AM19R501 | Design of Reinforced Concrete and Steel Structures |
| V | CE19501 | Estimation and Costing | V | CE19R501 | Estimation and Costing |
| V | CE19502 | Contracts, Accounts and Valuation | V | CE19R502 | Contracts, Accounts and Valuation |
| V | CE19503 | Irrigation Engineering | V | CE19R503 | Irrigation Engineering |
| V | AM19502 | Prestressed & Precast Concrete (Elective - II) | V | AM19R502 | Prestressed & Precast Concrete (Elective - II) |
| V | CE19504 | Construction Management (Elective - II) | V | CE19R504 | Construction Management (Elective - II) |
| V | AM19503 | Advanced Geotechnical Engineering (Elective - II) | V | AM19R503 | Advanced Geotechnical Engineering (Elective - II) |
| V | CE19505 | Solid Waste Management (Elective - II) | V | CE19R505 | Solid Waste Management (Elective - II) |
| V | CE19506 | Project | V | CE19R506 | Project |
| V | CE19507 | Entrepreneurship (NPTEL) | V | CE19R507 | Entrepreneurship (NPTEL) |
| VI | CE19601 | Inplant Training | VI | CE19R601 | Inplant Training |

Prepared By
Ms. S.M. Male
CDC Coordinator
Civil Engg. Dept.

Dr. D. K. Gupta
Head of Department
Civil Engg., G.P. Mumbai

Principal
Govt. Polytechnic, Bandra (E)
Mumbai - 400 051

APPROVED COPY
CDC Co-ordinator
G. P. Mumbai